

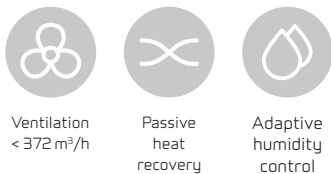
# Comfort 350 Top

The Comfort 350 Top is an energy efficient ventilation unit, offering heat recovery for homes and smaller commercial buildings with ventilation requirements of up to 372 m<sup>3</sup>/h.


The unit is suitable for installation inside the dwelling as the connections are placed on top of the unit and it has a very low sound level. Its white exterior means that it sits naturally with other domestic appliances in the utility room or machine closet. Comfort 350 Top is a system with compact dimensions, fitting into standard cabinets (60 cm).

Comfort 350 Top is built to ensure low power consumption and a high level of heat recovery. This combination means that the unit has been given energy label A.

**Control:** CTS602 with HMI panel



## CTS602 Options



## MADE IN DENMARK

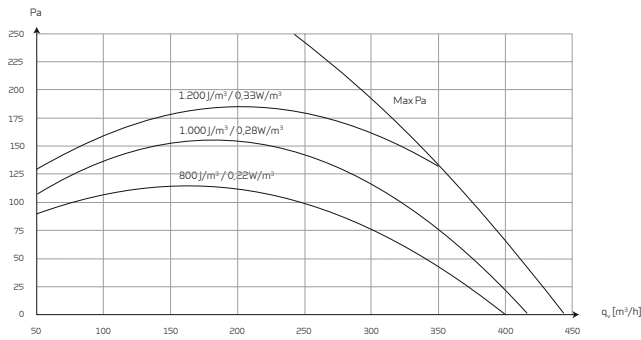
Dimensions (W x D x H)	559 x 550 x 790 mm
Weight	36 kg
Plate type casing	Aluzinc steel plate, white powder coating RAL9016
Heat exchanger type	Polyethyleneterephthalat counterflow heat exchanger
Fan type	EC, constant rotation
Filter class	Greencycle ISO 16890 Coarse 75% (G4)
Duct connections	Ø 160 mm
Condensate drain	PVC, Ø 20x1,5 mm
Leakage classification (*1)	A1

Supply voltage	230 V (±10 %), 50/60 HZ
Max. input/power	170 W / 0,7 A
Tightness class	IP31
Standby power	3,4 W
Ambient temperature	-20/+40 °C
Heat loss (*2)	0,84W/m <sup>2</sup> .K
Heat loss classification	T2

\*1 Testet according to EN13141-7

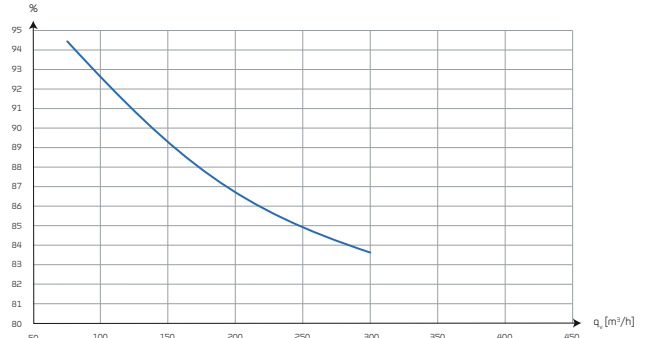
\*2 Testet according to EN1886

## Capacity



Capacity of standard unit as a function of  $q_v$  and  $P_{t,ext}$ . Acc. EN 13141-7 for standard units with ISO Coarse 75% (G4) filters and without heating element. SEL values comprise the unit's total power consumption.

## Temperature efficiency



Temperature efficiency for units with counterflow heat exchanger according to EN13141-7 (dry).

## Sound data

Octave band Hz	Surface dB(A)	Supply air dB(A)	Extract air dB(A)	Discharge air dB(A)	Fresh air dB(A)
63	-	35.5	43.4	32.7	41.8
125	-	41.7	52.4	41.6	51.0
250	-	48.6	54.6	47.3	53.6
500	-	50.9	50.2	48.0	48.7
1.000	-	43.3	48.2	41.9	46.8
2.000	-	39.0	49.3	37.9	47.6
4.000	-	31.8	44.5	29.8	42.2
8.000	-	21.0	38.7	19.1	37.1
Total ±2	47.2	54.2	59.2	52.2	57.9
LpA	39.2				

Sound data for  $q_v = 200 \text{ m}^3/\text{h}$  and  $P_{t,ext} = 100 \text{ Pa}$  according to EN3744 for surfaces and EN 5136 for ducts. Sound output level LWA drops with falling air volume and falling back pressure. Sound pressure level LpA in a semi-hemisphere at a distance of 1 m from the system.

## Sound data

Octave band Hz	Surface dB(A)	Supply air dB(A)	Extract air dB(A)	Discharge air dB(A)	Fresh air dB(A)
63	-	42.7	48.0	41.1	46.4
125	-	47.3	56.7	47.6	55.3
250	-	53.9	60.9	53.5	59.8
500	-	58.6	58.0	57.8	57.0
1.000	-	53.9	59.7	53.7	57.5
2.000	-	49.1	59.6	48.2	58.0
4.000	-	43.1	55.9	41.4	53.9
8.000	-	34.6	52.3	32.6	49.8
Total ±2	55.9	61.5	66.8	61.0	65.3
LpA	47.9				

Sound data for  $q_v = 350 \text{ m}^3/\text{h}$  and  $P_{t,ext} = 100 \text{ Pa}$  according to EN3744 for surfaces and EN 5136 for ducts. Sound output level LWA drops with falling air volume and falling back pressure. Sound pressure level LpA in a semi-hemisphere at a distance of 1 m from the system.

## Accessories

- Electrical pre-heating element
- Electrical heating element
- Water heating element
- EM-box
- DBTU damper
- Connection box
- Connection box for user selection and EM-box by fire automatics
- Heating cable
- Expansion PCB
- CO<sub>2</sub>-sensor
- Vibration absorbers
- Flexible silencing
- Pollenfilter ISO 16890 ePM1 55% (F7)
- Cooker hood filter box
- Gateway with App solution
- Extension cable HMI control panel

At [www.en.nilan.dk](http://www.en.nilan.dk) you can find more information e.g. design data, dimensional drawings, installation instructions and ecodesign data.

2024.11